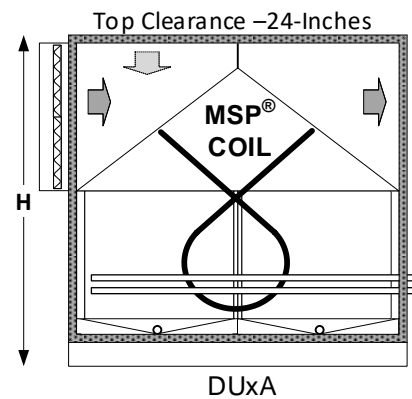
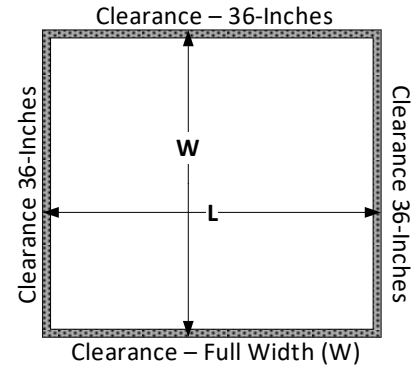


- ◆ **Reliable—No Moving Parts**
- ◆ **Sanitary—No Standing Water**
- ◆ **No Heating Energy Source Is Required**
- ◆ **Chilled Water and Refrigerant Models**
- ◆ **Refrigerant Models Uses Traditional Condensing Units**
- ◆ **Multiple Discharge Locations**



MODEL DUxM- (e)	f ³ /m	DIMENSIONS (In) (a)					FAN (g)		CAPACITY (lb/hr) (h)		TONS (h)		FILTERS (a)	WEIGHT (a)
		L	W	H (f)	RETURN	SUPPLY	Qty-Size	kW	80/60%	75/50%	80/60%	75/50%	Qty - Size	lb
4B0202	500	19	36	64	32x6	22x8	1-R280	0.7	15.4	6.7	1.6	0.9	2-16x 6x2	534
4B0203	750	27	36	64	32x9	22x12	1-R280	0.7	23.1	10.1	2.4	1.3	2-16x10x2	647
4B0204	1,000	34	36	64	32x12	22x15	1-R280	0.9	30.8	13.5	3.2	1.8	2-16x12x2	762
4B0206	1,500	49	36	65	32x18	22x23	1-R280	1.3	46.2	20.2	4.8	2.6	2-16x18x2	985
4B0404	2,000	34	57	65	53x12	43x15	1-Z315	1.5	61.6	26.9	6.5	3.5	2-25x12x2	1,119
4B0406	3,000	49	57	68	53x18	43x23	1-Z355	2.2	92.3	40.4	9.7	5.3	2-25x18x2	1,492
4B0804	4,000	34	100	70	96x12	86x15	1-Z400	3.1	123.1	53.9	12.9	7.1	4-24x12x2	1,826
4B0806	6,000	49	100	70	96x18	86x23	2-Z400	2.7	184.7	80.8	19.4	10.6	4-24x18x2	2,436
4B0808	8,000	66	100	74	96x24	86x30	2-Z400	5.9	246.3	107.8	25.9	14.1	4-24x24x2	3,065
4B0810	10,000	81	100	82	96x32	86x27	2-Z560	7.1	307.8	134.7	32.3	17.6	8-24x16x2	3,740
4B0812	12,000	96	100	86	96x36	86x32	2-Z560	8.3	369.4	161.6	38.8	21.2	8-24x18x2	4,479
4A0814	14,000	113	100	98	96x48	86x38	2-Z560	9.7	431.0	188.6	45.2	24.7	8-24x24x2	5,323
4B0816	16,000	128	100	98	96x48	86x43	3-Z560	11.3	492.5	215.5	51.7	28.2	12-24x16x2	5,991
4B0818	18,000	143	100	104	96x54	86x49	3-Z560	12.5	554.1	242.5	58.2	31.7	12-24x18x2	6,761

(a) Weight and Dimensions are subject to change without notice

(e) Insert "I" for indoor construction or "O" for outdoor construction. Example DUIM or DUOM

(g) Fans data based on 1.0" ESP

(h) Based on sea level operation with 45f supply air dew point.

ABOUT MSP® DEHUMIDIFICATION TECHNOLOGY

MSP® Dehumidification Technology is offered in a wide range of super-efficient, industrial grade dehumidification equipment under the MSP Technology brand, and others. Designed specifically for green applications, MSP products are engineered for high performance, guaranteed.

SOME APPLICATIONS FOR MSP TECHNOLOGY

INDOOR FARMING

Produce • Medical Marijuana

ATMOSPHERIC WATER GENERATION

CONDENSATION CONTROL

Supermarkets • Indoor Ice Rinks • Water Treatment
Wastewater Treatment Facilities

PRODUCT DRYING

Leather • Food Drying • Paper Production
Investment Casting • Lumber

PRESERVATION

Dry Storage Warehouses • Paper Storage
Museums • Archives • Libraries • Film Storage

EXPLOSIVE & FLAMMABLE ENVIRONMENTS

Paint Spray Booths • Military • Munitions Storage

CRITICAL ENVIRONMENT

Semiconductor Manufacturing • Pharmaceuticals
Health Care • Laboratories • Clean Rooms

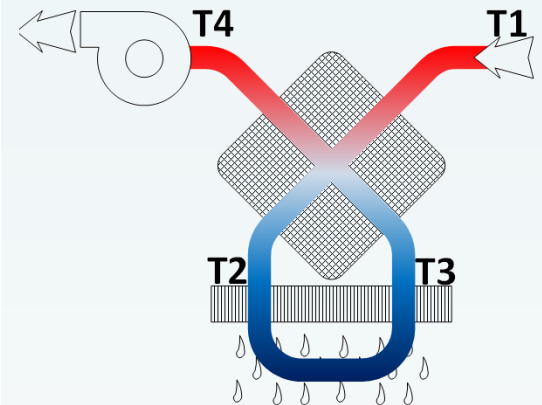
OUR CLIENTS INCLUDE



and many more...

HOW IT WORKS

MSP® DEHUMIDIFICATION AND ATMOSPHERIC WATER GENERATION TECHNOLOGY



STEP 1 Warm, humid incoming air (T1) flows through the first pass of the plate type air-to-air heat exchangers for pre-cooling and initial condensing and water production. This is accomplished by regenerative thermal exchange with the cooler air that is leaving the heat exchanger. (see step 3)

Advantage: Pre-cooling , condensing and water production by regenerative thermal exchange are "free" and involve no additional equipment.

STEP 2 Pre-cooled air (T2) then passes twice over conventional cooling coils for final cooling, condensing and water production

Advantage: Pre-conditioned air can be treated much more efficiently, using smaller compressors that require as little as one-half the power.

STEP 3 The cool, now dry air (T3) is then drawn back through the opposite side of the heat exchanger where it absorbs some heat from incoming air (see step 1) and continues on to possibly serve a secondary purpose.

Advantage: No heating coil—and no energy penalty—needed to reheat the dehumidified air before it enters the conditioned environment.